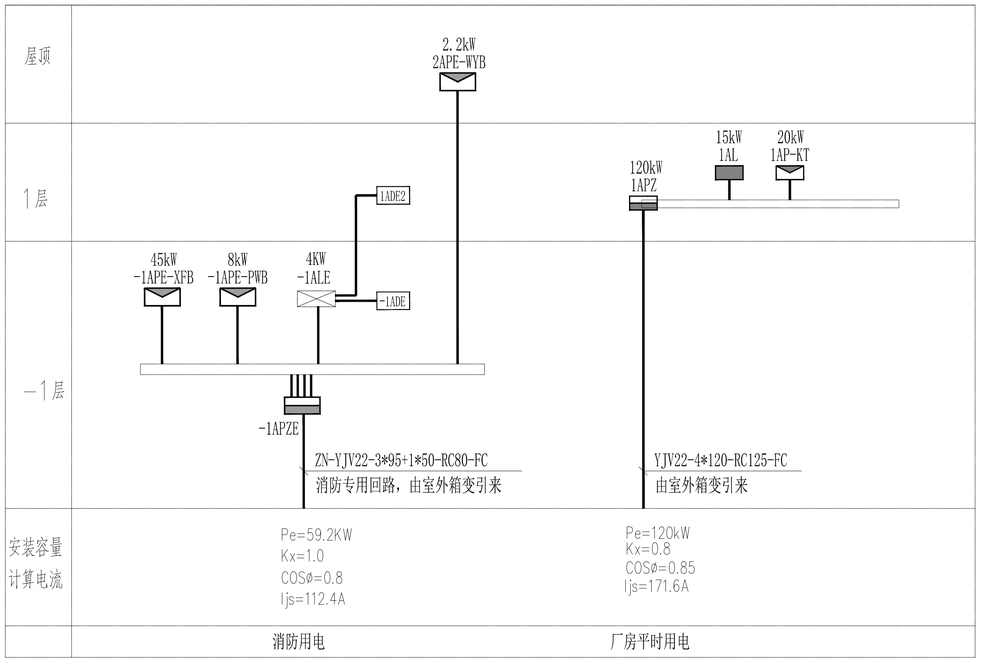

配电干线图

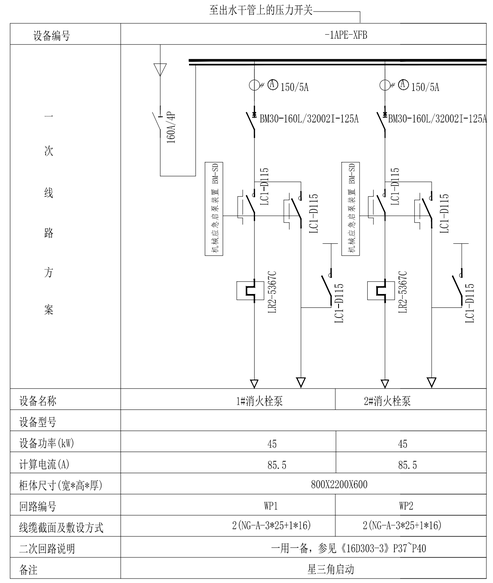

消防泵配电系统图

注:1.本设计执行GB27898-2011标准并参照中国建筑标准图集16D303-3,由厂家提供二次控制原理图,须设计审核、批准。
2.消火栓泵控制柜由水泵供货厂家配套提供。
3.消防水泵控制柜应设置手动机械启泵功能，并应保证在控制柜内的控制线路发生故障时由有管理权限的人员在紧急时启动消防水泵。手动时应在报警5min内正常工作。
4.消防水泵控制柜与消防水泵设置在同一空间时，防护等级不应低于IP55.
5.消防水泵的控制与操作应满足GB 50974-2014 <<消防给水及消火栓系统技术规范>>第11章节之要求。
6.消防设备过负荷仅报警不脱扣。
7.消防水池水源水池液位控制线不应作为自动停泵信号；消防水泵停泵应由人工控制，不应自动停泵。

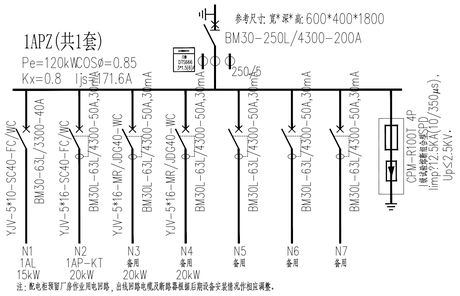

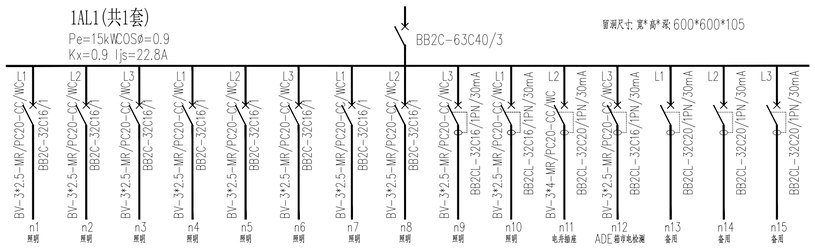

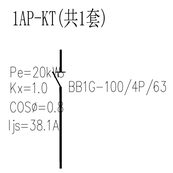

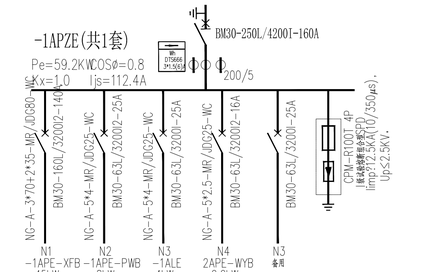

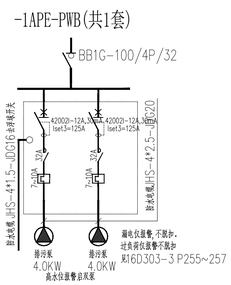

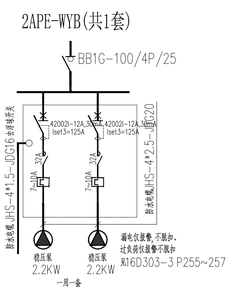

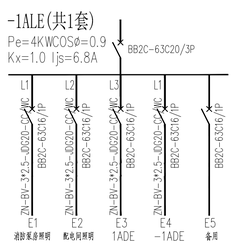

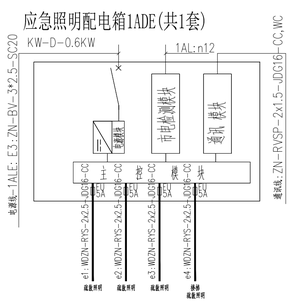

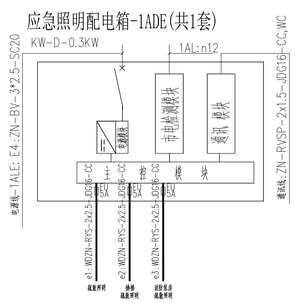

附注
DESCRIPTIONS

图审公司章

修改原因
REVISION REASON

注册专用章：LOGIN SPECIAL SEAL

出图专用章：MAP OUT SPECIAL SEAL

审定 APPROVED BY		
审核 EXAMINED BY		
项目负责人 DESIGN DIRECTOR:		
专业负责人 CHIEF ENG.		
校对 CHECKED BY		
设计 DESIGNED BY		
制图 DRAWN BY		

建设单位
CLIENT
汝南县宿鸭湖街道办事处

项目名称
PROJECT
汝南县宿鸭湖街道
陈坡社区蓄博园提升项目

子项名称
SUB-PROJECT
粉条加工车间

图名
TITLE
屋顶平面图

工程编号 PROJECT NO.	HZ2024-HNHN-007	设计阶段 DESIGN STAGE	施工图
版次 EDITION No.	A	专业 DRAWING TYPE	电气
日期 DATE	2024.01	图号 DRAWING No.	03

禾泽都林
HESOMS
International Design Institute

禾泽都林设计集团有限公司
HESOMS DESIGN GROUP COMPANY.LTD

国家甲级工程设计证书编号：A233012588
NATIONAL ARCHITECTURAL DESIGN LICENSE No.A233012588

本图不盖出图专用章和注册专用章视为无效